



The WINDSCREEN

Vol 36 No 6

June 2019

Prez Sez

By Wray Lemke

We sent this out earlier to the Club membership but there are a number of folks who don't read emails so I thought it would be appropriate to post it here;

It is all but certain that Garrett Academy will close next year. The school district has plans to recreate the trades taught at Garrett over at North Charleston High but it will not be the same as the great purpose-built facilities at Garrett.

It was Diane Lambert's excellent idea, when she was Prez, to pick a beneficiary that encompassed "kids and cars" and Garrett was a natural fit. The British Car Club has supported Garrett for about 10 years, specifically the Auto Collision course taught by Mike Branch. As we found early on, the District allotted almost no funds for the class, they then wondered why enrollment continued to fall. It was their own self-defeating policy. But, the BCCC helped by buying tools and supplies through its donations. We set up an account at Parks Autobody Supply where we could deposit the occasional contribution that could only be used to buy supplies for the Garrett class. No cash money was ever involved. When the money we donated was gone it was gone. We also purchased and gave several large sets of tools directly to the class, something they really needed.

Sometimes we were acknowledged, sometimes not. But, the end result was that quite a number of low-income students did learn a trade that much in demand, paid very well and gave them peer respect, an invaluable commodity in a young man's world.

Mike Branch has been a mentor and teacher to many of these young guys and has given much of his life to teaching. His last day at Garrett will be at the end of the school year, May 23rd. Mike will continue to pursue his craft at his body shop in Lexington and has every intention of staying a friend to the club.

We can all be proud of what we did for Garrett and Mike's students. There weren't accolades for the BCCC but without a doubt we helped make a difference where it counts; in some young guy's life. I was up at the class one afternoon talking to Mike outside the shop while we leaned on his beat up old pickup truck. The noise of hammers and whine of body shop action was flowing out of the class, he looked at me and said, "We couldn't be doing this without the Club's help".

The BCCC still has a 1975 MGB at Garrett. It was donated a couple of years ago, I went up to Fayetteville and brought it back to Garrett where new floor pans and some other body work was done. We had hoped to get it painted and reassembled but time has run out.

An addendum; Mike Branch is taking the MGB to his storage facility in Lexington this week, we'll put together a plan to get it painted and reassembled.

I would like the Club to start thinking about another beneficiary that we can support and would appreciate any ideas.

Until next time,
Safety Fast!
Wray

VP's Corner

Well,

One down, one to go! The Kiawah Car Show went off very well, with a huge field and perfect weather. The British section was robust, despite the Rolls/Bentley crowd having their own separate field. Many of the cars were familiar, but many weren't; indicating in hindsight a missed recruiting opportunity...

As much as I enjoy the Kiawah show, it is also an opportunity to poach ideas and recruit support for our own, which, on an admin note, I have assumed overall responsibility for. Dave has been very kind in stewarding the effort for the last two years, but it's time to give him break. Planning continues for the 35 annual BCD this October 26th (mark your calendars & tell your friends). We have some interest in our show from some at least one of the sponsors at Kiawah, but the two shows have very different funding models, so options remain open. If you have a local business and would like to contribute promotional items to the gift bags, or support in some other capacity, please let me know!

Things are warming up a bit, and many of us will understandably curtail our motor-ing, but where there is a will there is a way. I was reminded of the advantage of proper driving kit recently by a steering wheel and shift knob that had been exposed to the Carolina summer sun. Fortunately yellow deerskin gardening gloves work as well as bespoke, knit-back ones - see you on the road!

Bob

BCCC Regalia directly from Lands End

By Millie Horton

You can now order regalia with the BCCC logo on it directly from Lands End. Here is a link to our store.

<https://business.landsend.com/store/bccc/>

They offer a huge variety of items including men's and women's clothing, hats and promotions products like cups, bags and coolers.





Upcoming Events

See the BCCC website for details



Saturday, June 8th, Monthly Meeting business will be conducted at the Hallie Hill picnic

Saturday June 8th, Picnic at Hallie Hill, 11:00 am, 5604 New Road, Hollywood, more information on the next page.

Saturday June 15th, Sea Islands Cars and Coffee , 9-11am, Freshfields Village, 165 Village Green Ln, Kiawah Island



A couple '60's
Mini photos



Keep up-to-date on some ongoing British car (and a German one) restorations and checkout some past restorations. Let us know if you want to add to it.

[Cars that are being restored and that have been restored by our members.](#)

Check out the updates from Tony Giraldo and Lowell Wakker!





MARK YOUR CALENDAR!!

Sat, June 8th, 2019



BCCC Annual Picnic At



Hallie Hill

Animal Sanctuary

5604 New Road, Hollywood



This is our third year at Hallie Hill, as everyone enjoys the venue so much!

If you would like to bring an item to donate the following are always welcome: dry cat food, scoopable litter, canned dog food, dog/cat treats, paper towels, paper plates, spray cleaner and the donation of \$\$, of course!

Sandwiches, paper products and soft drinks will be provided by BCCC!

▪ Bring a yummy covered dish or dessert to share!

▪ Please bring a chair for your dining comfort!

▪ There will be a short presentation by Hallie Hill Executive Director, Jennifer Middleton, and an opportunity to tour the facility! (and play with some of the residents!)

PLEASE RSVP to Lynn Rosato BY WED, 6/5, at lrosato525@comcast.net

We will meet at 11:00AM at the intersection of 17 and 165 in Ravenel in the Food Lion parking lot (across the street from Hardees!)

Hallie Hill is UNIQUE. We have over 30 acres of land that provides large enclosures for 150 dogs to live and play, and a cat pen that houses 50 cats! There is a pond for swimming, dog houses with straw and heat lamps, and individual pools to help keep the animals comfortable. The animals are well cared for with the help of many dedicated volunteers and staff. Please visit the website for more information and pictures:

www.HallieHill.com

RAIN DATE: Saturday, 6/15!!

British Car Club Meeting—May 11, 2019

By Andy Hollis

There were about 30 folks in attendance at this month's meeting.

In case you haven't heard, Bob is now in charge of British Car Day (BCD). Let him know if you have any ideas or suggestions. We're still looking for sponsors and vendors. This year's reception will include a boat trip around the harbor, and we've secured rooms at a hotel at the base of the Ravenel for just \$159/nt.

Wray will be bringing by some recruiting cards at the next meeting. Help with recruiting and grab a stack if you want some to hand out to folks you encounter with British cars. Wray also has a big role of stickers should you need any.

Michael wants to schedule a ride soon, and is looking for a good date. If you have any ideas for an event, don't forget the event submittal form on the website.

Reminder: You can now order Lands End items with the BCCC logo. There's a link on our website, or you can click [here](#).

Know someone who would be a good speaker, invite them to a meeting! Wray has invited the auction guy from Sotheby's - stay tuned.

Sadly, Mike Branch is leaving Garrett Academy, and it is closing. Luckily we've found a temporary spot to keep the MG they've had there for body work.

If your working on a car, pass on your story to Dave so he can include it on the website.

Peter Wild will be judging a show up in Greenwich, CT.

There was a good rundown of the Kiawah cars show. There were 4000+ at the show, and there was lots of foot traffic. Scott's Jag won it's class!

Dons car is at Darryl's shop getting the engine put together.

Bob Weir got a 63 Spitfire!

Tony's 68 TR250 barn find is now running! See the website for more.

If you're interested in joining Millie's group "Women on the Move" for the HHI car show, let her know!

Tom Horton mentioned a history drive down to Beaufort. Time TBD. We're all ready for a history drive.

Sir Morgan's Knighting

by Irene Breland

As a new owner of what has to be one of the most interesting British marques still in existence, I gladly joined the MOGSouth (Morgan Owners Group South) Morgan Club after finding my Morgan last fall. The club covers the southeast and includes several BCCC members. I was determined to attend the spring meet and registered early. John Scott and I thought we could gather a few more Morgans from our area but we ended up being the only brave (crazy may be a better word) souls from here to drive a Morgan to Augusta, Georgia during a heat wave!

On May 17th John and Laura, in their beautiful 1961 Plus 4, and me, in my 1966 Plus 4, left Charleston around 10:00 AM headed to hot Augusta. The drive started out quite pleasant with shaded country roads and nice scenery. Did I mention a heat wave? By the time we hit the small town of Williston, I was getting nervous watching the temperature gauge, so we made a stop at the local gas station to cool us all down a bit. It's kind of hard watching things like the speedometer, oil pressure, water temp and oil temp with sweat rolling down your face and hot air swirling around your head! As we were heading out, John spied a local store named Morgan's and started pointing to it. I must say my eyes were still blurry with sweat so I wasn't sure what he was pointing at till we arrived for a late lunch in Aiken. John's plan was to stop and take pictures in front of Morgan's Drug Store on Sunday morning on our way back home.



John and Laura with both Morgans in Williston, SC

After a delightful lunch in beautiful downtown Aiken we readied ourselves for the hottest part of the day and aimed for Augusta. That drive was HOT! Thanks to our excellent navigator, Laura, we managed to get through all the turns, traffic and stoplights and land at The Partridge Inn on Walton Way. We parked our Morgans with several others that arrived early enough to have cooled off (owners and cars) and eagerly watched other Morgans and their owners arrive.

MOGSouth put on a really nice reception with some fun snacks like Nuts and Bolts, which were root beer looking life savers and candied pretzel sticks. They had several other stations with other clever names and goodies all relating to driving, cars and car parts. Something we might be able to copy for our upcoming reception!

Sir Morgan's Knighting

by Irene Breland

Saturday was Rally morning and after a 9:00 group picture we were given our instructions, and by 9:30 our Morgans were rumbling to life in our private parking garage. Now that was a cool sound! As we headed out of Augusta and started getting closer to open hills (yep) you could see the long string of Morgans as they climbed up the next hill in front of you. Oh, forgot to say we were headed to Washington, Georgia via the bridge over Clark Hill Lake. Once again, our navigator, Laura, kept us on the right track. With all the turns, traffic and stoplights our caravan did not stay together but we all managed to get to our first pit stop in time to parade downtown Lincolnton to the visitor center where they had a wonderful reception awaiting us. They were so happy to have us they ran a story in the local newspaper announcing our arrival with history and picture! When we returned to our cars, we each had a copy of the paper with the article folded for us to see on our front seats. Now that's southern hospitality!



John talking about his Morgan with admiring crowd at our pit stop in Lincolnton, GA.

We continued on to Washington, Georgia that is, for lunch and touring. There we were parked around the historic town square and were free to roam around what is an interesting small town. There were several options for lunch and snacks and quite a few folks checking out the unusual cars in their town square. Did I mention it was HOT? Some of us toured the local museums and some traveled up the road to see an American car collection. All in



all, a pretty neat old southern town that I would recommend going to if close by. I think it's sad that we all seem to be in such a hurry to get to our destinations that quaint towns with interesting history get left behind with the rush to find the fastest route.

Sir Morgan's Knighting

by Irene Breland

The caravan was quite scattered on the drive back to Augusta. We headed out mid afternoon and it was HOT. The directions back to the hotel were supposed to be a shorter route back but didn't allow for a freight train to stop us in the middle of nowhere, in the blazing HOT sun! This is where I decided I was crazy! After carefully getting over the railroad tracks, we resumed our journey back to the hotel. I think at that time we were still an hour and a half or so from our destination (lord knows what it was as my brain was fried from the heat). The three very hot cars managed to get through busy Augusta late afternoon traffic and into our cool garage by 5 ish. Cocktail hour was looking really good now as was our club dinner!

Sunday morning, early Sunday morning, was our target for heading back to the coast and hopefully cooler temps. We were on the road again by 8:15. We stopped for gas and we stopped for a picture in front of Morgan's Drug Store in Williston. As we crossed the old Ashley River bridge, we waved goodbye as John and Laura headed downtown and I headed to Mt Pleasant. I pulled into our garage around 12:30 and changed "Morgan's" name to "Sir Morgan" which I had told him that morning I'd do if he got us both back to Mt. Pleasant!



Irene's Morgan in the foreground

My Second Collector Car—Jaguar XK-120 Roadster

By Lowell Wakker

In last month's Windscreen, I showed my first collector car I restored, a 1952 XK-120 Fixed Head Coupe. My second collector car was a Jaguar XK-120 roadster, which I purchased for \$1500 in 1975. It came to me pretty hammered, no brakes, and I don't remember if it ran. I was pleased it had wire wheels but the car was completely disassembled, a true barn find. The pictures say more than these words.



First thing I did was make it run, replaced the engine timing chain, put on an exhaust system, re-did the 4 wheel drum brakes with no power assist. After a new set of bias ply 6.00-16 white wall tires, putting the new floors and dashboard in, assembling all the needed stuff, I was able to drive it. Notice the mismatched tail lights in the picture below. I guess I wasn't proud, until later. The finished wheels were my own idea and may not be received well by all. I cut out all the spokes, cleaned up the hub and rim and painted them the same color as the car. Then I laced and trued the wheels with new stainless steel spokes. I really liked the result. I did the upholstery on the dash and doors, and made carpets to fit. I replaced the plexiglass in the aluminum side curtains, but never used them. I painted the car with lacquer and rubbed it out.



My Second Collector Car—Jaguar XK-120 Roadster

By Lowell Wakker



I sure wish I knew what happened to that two sided enameled Jaguar sign. And one evening, my friend Karl visited me to help with final assembly.



In case it's of interest, the car came with a four speed fully synchronized transmission from an E-type. But the shifter was beneath the dash, not useable. I got an XK-120 transmission top, machined the rods and forks to make it work on the newer transmission. Quite the project.

Best story... One of my teacher friends stopped me in the hallway and told me what he heard on the radio that morning. The announcer looked out the window of the radio station and was aghast at the sight. "Ladies and Gentlemen, I can't believe what I just saw... It's 28 degrees outside and a man just drove by in a convertible with the top down." It was me.

My Second Collector Car—Jaguar XK-120 Roadster

By Lowell Wakker



My XK-E is under plastic in the background. Of the picture below.



See more at <https://www.britishcarclubcharleston.com/CarsBeingRestored.html>.

FOUNDED 1983

MEETINGS HELD THE SECOND SATURDAY OF EACH MONTH
(Unless otherwise specified)

OFFICERS

Wray Lemke	President	(843) 884-8022	wraylemke@compuserve.com
Bob Simons	Vice President	(202)316-8111	bobdad@gmail.com
Peter Steele	Treasurer	(843) 212-3274	pwsteele911@gmail.com
Andy Hollis	Secretary		Andy@BritishCarClubCharleston.com
Don Kelly	Membership Coordinator	(843) 284-8719	don@dkwc.net
Millie Horton	Regalia sales	(843) 884-5066	mbhorton@bellsouth.net
Dave Rosato	Editor	(508) 864-3393	Dave@BritishCarClubCharleston.com
Michael Rains	Event Coordinator	(843) 670-1542	michaelrains76@yahoo.com

TECHNICAL ADVISOR

Darryl Beech Mr. Wizard (843) 552-6555 Britishmechanic@bellsouth.net

WEBMASTER

Dave Rosato Dave@BritishCarClubCharleston.com WWW.BritishCarClubCharleston.com

PAST PRESIDENTS

Mike Carnell 1984	Dick Deibel 1988	Bobby Grooms 2003	Wray Lemke 2016-
Oscar Smalls 1985	Alan Van doren 1989	Richie Hartley 2004-2006	
Don Brown 1986	Mike Grosso 1990-1995	Diane Lambert 2007-2008	
Tom McMurray 1987	Jack Lambert 1996-2002	Richie Hartley 2009-2015	

IT'S EASY TO JOIN...

Just fill in and sign the application and send along with \$35.00 for new member, \$30 for renewal, to:

British Car Club of Charleston
PO Box 22826
Charleston, SC 29403

We look forward to seeing you at all of our meetings and events! (Please print clearly)

NAME: _____ Street: _____ CITY: _____

STATE: _____ ZIP: _____ TELEPHONE: _____ E-MAIL: _____ FAX: _____

Car(s): Make: _____ Model: _____ Year: _____ Color: _____

CAR(S) Make: _____ Model: _____ Year: _____ Color: _____

Membership name badge: \$13.00 each

Name on second badge: _____


As a member of the British Car Club of Charleston (BCCC), I agree to hold BCCC, its board of Directors, Officers, and organizers of events free From all liability for any accident or injury which may occur in connection with club events.

SIGNATURE: _____ PRINTED NAME: _____ DATE: _____

____NEW MEMBER ____RENEWAL ____I give my permission to list my phone and E-mail in the membership directory to be accessible to members only.

Birthday please: Name: _____ Month: _____ Day: _____

Spouse B'day : Name: _____ Month: _____ Day: _____




FROM
0
TO
60
M.P.H.

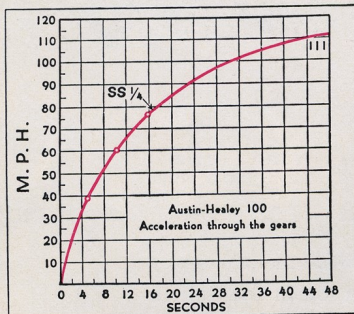
IN 10.5 SECONDS

The Austin-Healey '100' offers you today's outstanding combination of performance and value. For less than \$3,000 you get light, precise steering, pool-table flat cornering and stable four-footed roadability. These advantages plus an excellent weight-to-power ratio enable the Austin-Healey '100' to dominate Class D cars and many larger.


\$2985
ONLY FULLY EQUIPPED



The Austin-Healey's competition-tested engine develops its maximum torque at a modest 2,000 rpm for top acceleration through the gears. And not only is the engine reliable but it's easy to maintain too, with parts (including a modification kit) quickly available from 14 Austin distributors and 350 dealers.



Specifications at a glance: Four cylinder, overhead valve engine; displacement—2660 cc; 90 bhp at 4000 rpm; wheel base—90 inches; curb weight 2150 lbs.; distribution 49%/51%; three forward speeds plus overdrive (synchromesh); steering $2\frac{1}{2}$ turns lock to lock; brake area 145 square inches; average fuel consumption, 25 mpg.



Because braking is as important as acceleration, the Austin-Healey '100' is muscled with 11-inch, hydraulic brakes that provide positive, no-fade deceleration. On top of all this the car comes equipped with custom features like overdrive, heater, tachometer, twin carburetors and knock-on wire wheels at no extra cost. For more details, use coupon below.

Austin-Healey
100
Austin-Healey

AUSTIN of England
27-29 West 57th Street, New York, N. Y.

GENTLEMEN:

Please send me a copy of your new 12 page, full color brochure on the Austin-Healey '100'.

PRINT NAME AND ADDRESS HERE

BCCC Regalia

You are now able to order BCCC regalia right from the BCCC website.



We have:

Beautiful enamel on 14k gold plated copper BCCC Lapel Pins for \$3.00 each. Circular pin measures 3/4" in diameter with military clutch.

Also available: shirts with the BCCC logo available either in stock or you may order.

Caps with the logo, as well as Visors and one-size fits all driving caps with the logo on the back

BCCC logo front license plates are available, as well as Key fobs and name badges.

You may contact Millie Horton for name badges or special regalia requests

843-367-7250 or

mbhorton@bellsouth.net



Only \$30 for a club Grill Badge

Happy Birthday For June



Robert Stockton	2nd
Justin Dillon	2nd
Derrick Carr	2nd
Michelle Hartley	4th
Teri New	5th
Jack Lambert	6th
Yvonne Holbrook	6th
Debbie Ferrer	6th
Jerry Bohle	14th
Shelley Hoffman	14th
Pascal Saffer	15th
Rhonda Oldland	16th
Rhonda Reeser	20th
Craig Ferrer	21st
Tracey Hutchins	21st
Lenny Goldman	22nd
Jo West	23rd
Robert Morey	24th
Annie Steele	26th
Shana Stockton	29th



AND MANY MOOOOORE

Bylaws



The club bylaws are available for viewing on the BCCC website on the Members Only page. So log in on the website front page and click on the image above. If you don't have a log in, click on the Members Only page menu and fill in the form. If you are having problems logging in, contact [Dave Rosato](#).

Welcome New Members

Rich and Linda Fritz
1963 Sunbeam Alpine III GT

Dan Sluce and Ashley Kramer

We look forward to many
Happy miles together!

Check out the For Sale/Wanted page on the BCCC website



Just click on this link on the website

For Sale:

1974.5 MGB project car (24k miles) with 1975 parts car.

Tony Giraldo 843-971-0706 or tonyjoe29466@comcast.net

1980 MGB asking \$2,750

1971 TR6 project car, asking \$6,000

Wanted: TR6 Motor Looking for a rebuilt 1971 triumph TR6 motor, or close to that year. I live in Charleston area. Would prefer already done if possible? Call 909-856-1972 or email tjsautos@yahoo.com

Wanted: '78 MGB parts

- Driver's Seat - preferably black, Radiator, hood, LE Lug Nuts (16)

Jack Lambert (843) 532-2873



1977 MGB restored in 2015



1975 MGB



1998 Morgan Plus 8



1973 Volvo 1800es

Dave Rosato—508-864-3393

[On Hemmings.com](http://OnHemmings.com)

Please let Dave Rosato know if your items have been sold.

CHARLESTON IMPORT AUTOMOTIVE

Good weather is too late!

Don't wait to get your British Car ready for better weather. Call us today and get all those nagging maintenance issues taken care of.

3170A Stanton Court
N. Charleston, SC 29418

www.CharlestonImportAuto.com

**Need Parts?
Call us first!**

We have a large selection of parts for your British Car on the shelf. What we don't have We can get fast!

Call Today!

(843) 552-6555

Just off Ashley Phosphate
Road in the Pepperdam
Industrial Park.

Parks

AUTO PARTS

professionals

Main Store Hours Mon-Sat 7:30am-12pm Sunday 7:30am-11pm	Charleston 1030 Folly Road (843)795-6286	Mount Pleasant 1024 Hwy 17 Frontage Rd. (843)881-0888
North Charleston 5429 Rivers Ave. (843)744-6278	2320 Savannah Hwy (843)556-4703	Summerville 1204 North Main. (843)875-9500
1950 Ramount Rd (Automotive finishes) (843)417-4151	Goose Creek 207 Goose Creek Blvd (843)797-1442	Walterboro 555 Bells Highway
8350 Dorchester Rd.	Moncks Corner 96 South Hwy 52 (843)899-5455	Discount to BCC members with valid card & Parks Acct # card

Since 1946, Parks has got it!

WORLD FAMOUS
for hard to find parts!

QUALITY BRAND NAME
parts you can trust!

LOCAL WAREHOUSE
No need to order!



YOUR MOTHER WOULDN'T LIKE IT.



OUR **SERVICE** PUTS US **A-PART** FROM THE REST.

At Little British, we know who we are and where our business comes from. As a growing company founded in the late 90's, we take pride in giving you high quality customer service. We will have the parts you need, the convenience you want, and at a lower price than you thought you would pay.

By being an online based company, we are able to keep costs low and maintain a flawless ordering system that is quick and user friendly. We have the parts for most British marques and models as well as fun collectibles and other useful items for the British car enthusiast. Log on to www.LBCarCo.com and see why we excel at what we do.

Authorized Distributor for



Pertronix Electric Ignitions and Coils

Vintage Ads

Don Hoods

Mota-Lita Steering Wheels

Gunson Tools

Moss Motors

Halogen Bulbs for Most British and American Cars

Plus many others!



Little British Car Company
www.LBCarCo.com

Jeff Zorn • 29311 Aranel Farmington Hills, MI 48334
Phone: 248-489-0022 • Toll-free: 800-637-9640
Fax: 248-489-9665 • Email: LBCarCo@LBCarCo.com
Major credit cards accepted

I think he needs to add a sway bar!

June 2019

No Monthly Meeting this month. Business will be discussed at the picnic.

Sun	Mon	Tue	Wed	Thu	Fri	Sat
						1
2	3	4	5	6	7	8 Hallie Hill Picnic
9	10	11	12	13	14	15 Sea Island Cars & Coffee
16	17	18	19	20	21	22
23	24	25	26	27	28	29
30						



In this photo is the 120 with a 5/8 scale model I started 30 years ago and never touched it for 29 years. I am nearing completion of the model which will have a mold created over this form and multiple bodies can be produced from the mold. Other pictures and construction details of the "baby Jaguar" to come.

Lowell